

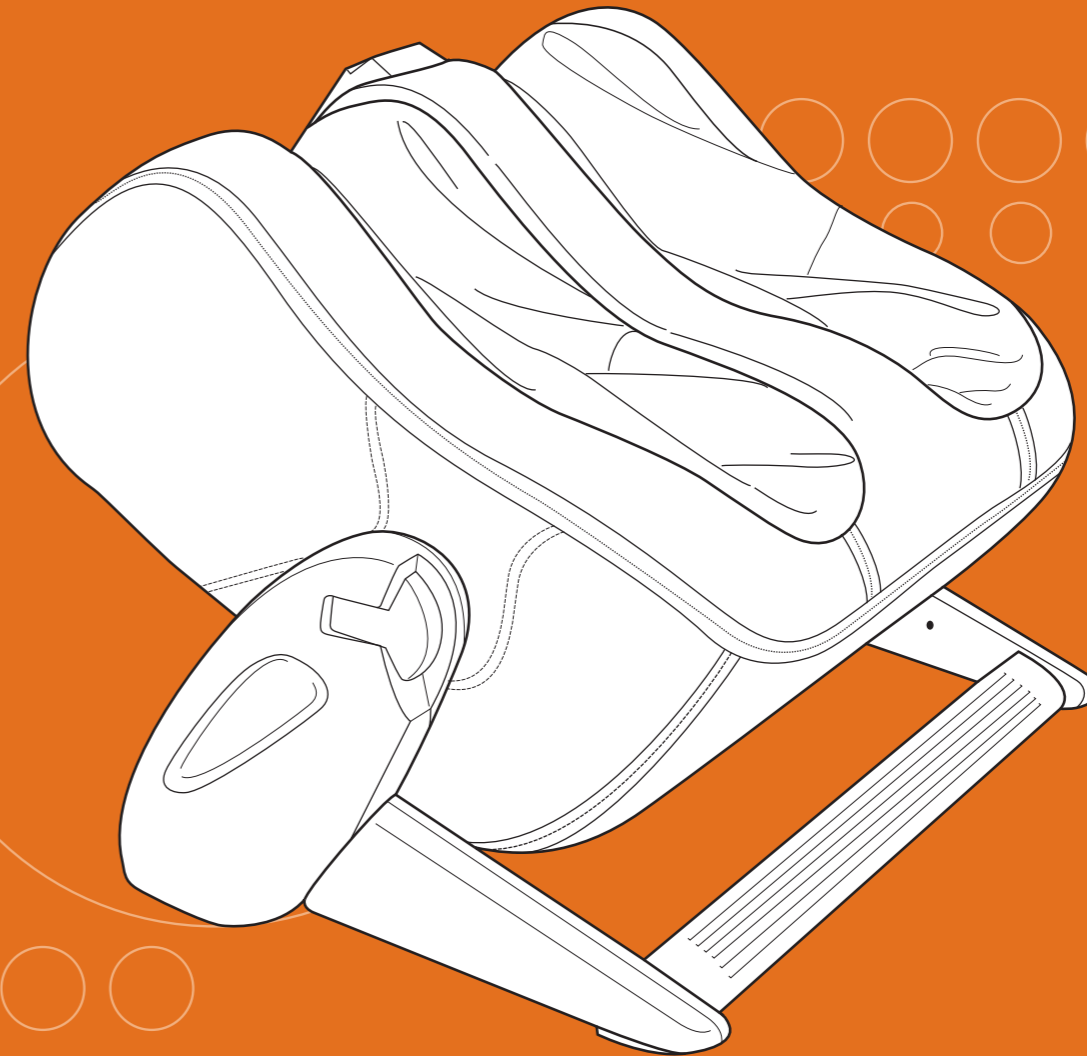
[www.ijoy.com](http://www.ijoy.com)  
**INTERACTIVE HEALTH**



© Interactive Health, 2006  
Patents Pending and intellectual property rights enforced.  
No medical claims are warranted or implied by the use of this product.  
iJoy is a registered trademark of Interactive Health.

[www.interhealth.com](http://www.interhealth.com)

iJoy-35-A0



**iJoy** | *ottoman* 3.5  
LIVE. PLAY. RELAX.  
USE & CARE MANUAL

**iJoy**  
LIVE. PLAY. RELAX.

**Interactive Health®  
Partners in Your Well-Being**

For decades, Interactive Health has been a leader in the field of massage products. We create state-of-the-art products that embrace the latest technology while applying the ancient healing art of massage. With today's fast-paced lifestyles, balancing your physical and mental needs requires the right mix of proper nutrition, exercise, and massage. Interactive Health® Massage Systems are vital components for achieving balance between physical and mental well-being.

To learn more about our company and our products, we invite you to visit us on the Internet at: [www.interhealth.com](http://www.interhealth.com) or call our Customer Service Representatives at 800-355-2762.



HTT, recommended by professionals, designed for you.



"HTT" is the preferred technology of the ACCO.  
[www.accoweb.org](http://www.accoweb.org)



AN EXCELLENT  
CHOICE!

**iJoy®** | *otto*MAN 3.5  
LIVE. PLAY. RELAX.

YOU HAVE PURCHASED A TICKET TO  
**TRANQUILITY** – CONGRATULATIONS!

Your iJoy® Ottoman 3.5 is the perfect bridge between state-of-the-art technology and the ancient healing art of massage. It's a key ingredient for a balanced life—and it's right in your own home!

Your iJoy® Ottoman 3.5 incorporates Human Touch Technology®—the very latest Robotic Massage® system. It emulates the same techniques used by massage professionals. It's hard to believe it's not human!

To ensure that you don't overlook any of your iJoy® Ottoman 3.5's features, and that you use it safely, read this manual carefully. Then sit back, relax, and iJoy!

KEEP IT

SAFE

### Read all instructions before using this product.



**WARNING:** Do not put hands or fingers near the massage mechanism or rollers while this product is running. Touching the mechanism can result in injury from the rollers squeezing together.



**DANGER: To reduce the risk of electrical shock**  
Always unplug this product from the electrical outlet immediately after using and before cleaning. Do not reach for this product if it has fallen into water. Unplug immediately.



**WARNING: To reduce the risk of burns, fire, electric shock or injury to persons**

- This product should never be left unattended when plugged in.
- Unplug from outlet when not in use, and before putting on or taking off parts.
- Do not operate under blanket or pillow. Excessive heating can occur and cause fire, electric shock, or injury to persons.
- Close supervision is necessary when this product is used by, on, or near children, invalids, or disabled persons.
- Use this product only for its intended use as described in this manual. Do not use attachments not recommended by the manufacturer.

- Never operate this product if it has a damaged cord or plug, if it is not working properly, if it has been dropped or damaged, or dropped into water. Return this product to a service center for examination and repair.
- Always keep the power cord away from heated surfaces.
- Never operate this product with the air openings blocked. Keep the air openings free of lint, hair, and the like.
- Never drop or insert any object into any opening.
- Do not use outdoors.
- Do not operate where aerosol (spray) products are being used or where oxygen is being administered.
- To disconnect, turn all controls to the OFF position, then remove plug from outlet.
- Do not massage abdomen when pain is present or if you are pregnant.
- Do not massage any area of the body that is swollen, inflamed or covered with skin eruptions.
- Do not use this product when standing on a damp floor, or when any part of the body is in contact with plumbing or any similar ground.
- Always connect this product to a properly grounded electrical outlet.
- This product is designed to operate on standard 120 Volt 60 Hz house current.
- Do not use this product if noise above normal sound is heard.
- This product is designed for personal in-home use. Commercial use will void warranty.

### Safety Precautions

- Comfortable clothing is recommended while using this product.
  - This product was meant to be used in a relaxed position. Never force any body part into the backrest area while the rollers are moving.
  - Do not allow children to use this product.
  - If you feel any abnormal discomfort during the operation of this product, turn off the power immediately and do not use the product. Consult your physician.
  - Do not sit on the controller.
  - Do not pull on the AC cord.
  - Always confirm that there are no obstacles behind the product and that there is sufficient space to recline.
  - When using this product after it has been in storage, check to see that the product is operating properly prior to sitting in the product.
- **Do not attempt to repair this product yourself.**  
If a malfunction occurs, please contact Interactive Health at (800) 355-2762.

### SAVE THESE INSTRUCTIONS

#### Product Care and Storage

##### Maintenance and Care:

The product is specially designed and constructed to be maintenance free. No periodic lubrication or servicing is required. Your product should only be serviced by an authorized service center. Care should be taken not to overload the unit.

##### Storage:

Your product has been carefully designed to give you many years of trouble-free service. Always unplug the unit when not in use. Additionally, if not in use for a long period of time, we recommend that the power cord be coiled and that the unit be placed in an environment free of dust and moisture.

Do not store near heat or open flame. Do not leave this product exposed to direct sunlight for long periods of time. This may cause fading or damage.

# GET READY

## 1. Install remote control battery

Before using your iJoy Ottoman 3.5 for the first time, remove the wireless remote control from the console and install a single Button Cell CR2025 battery (included) in the battery compartment, located on the back side of the remote control.



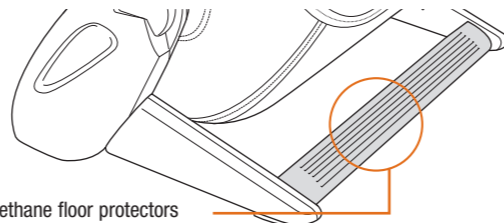
## 2. Plug it in

Plug the power cord into a 110 VAC power source.

## 3. Power on

Turn the master power switch (on the left-hand side of the Ottoman) to On.

## 4. Position your iJoy® Ottoman 3.5 in front of your favorite chair.



**Non Skid Floor Protectors** – Urethane floor protectors keep unit in place while isolating any vibration or sound produced by the iJoy® Ottoman 3.5.

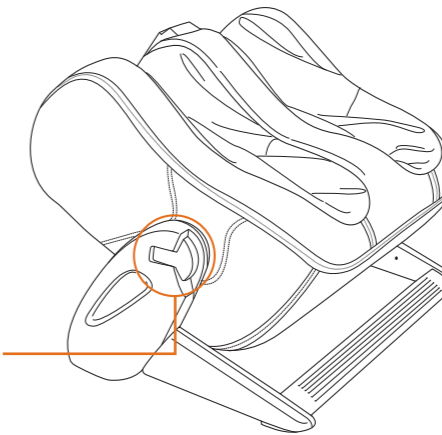
## 5. Take a seat.

## 6. Place your feet all the way into the calf+foot massage wells.

The bottom of your feet and the back of your calves should be touching the well walls.

## 7. Adjust the iJoy® Ottoman 3.5 angle:

1. While sitting in your chair with your feet in the iJoy® Ottoman 3.5 massage wells, pull out the Rotation Release lever.
2. Use your feet and calves to adjust the iJoy® Ottoman 3.5 to the desired angle.
3. Pushing the Rotation Release lever back into the closed position to lock it in place.



 *Sitting or standing on your iJoy® Ottoman 3.5 could result in personal injury and or permanent damage to the ottoman.*

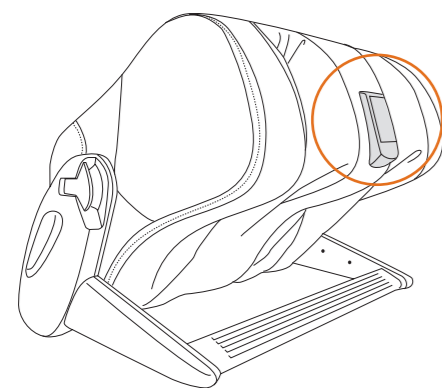
**Your iJoy® Ottoman 3.5** comes fully assembled (except for the remote control battery). Simply install the remote control battery, plug it in, turn it on, take a seat and you're set to go!

Rotate the iJoy® Ottoman 3.5 to a vertical angle when your legs are upright, such as when sitting at a desk chair. When sitting in a more reclined position, such as in a massage chair or on a sofa, rotate the iJoy® Ottoman 3.5 to a more horizontal angle for maximum comfort.

There is no right or wrong combination, full adjustability simply ensures the pleasures of a luxurious foot massage.

TAKE

## CONTROL



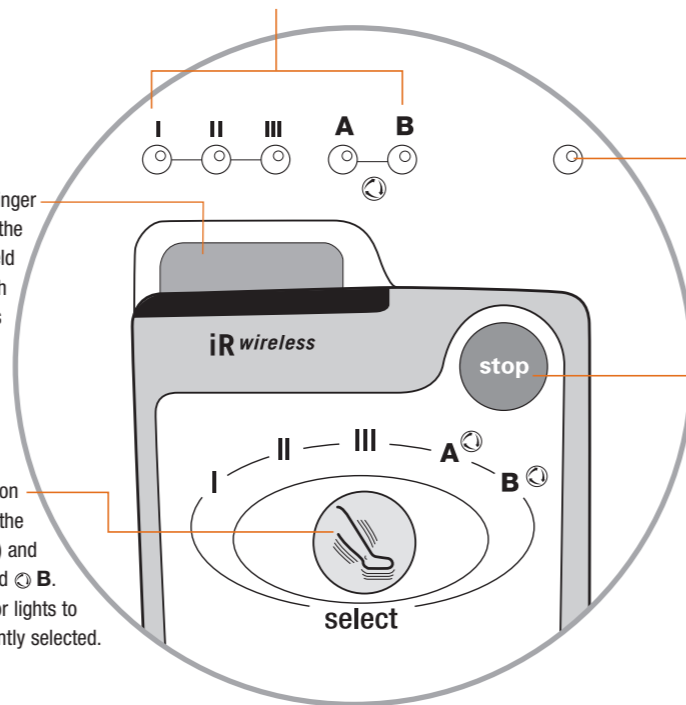
**Finger Release/iR Lens** – Finger notch allows you to remove the docked remote for hand-held wireless convenience. This notch also receives the wireless signals broadcast by the remote.


**Message Select** – Press this button repeatedly to toggle through the three fixed speeds (I, II and III) and Auto Massage Programs **A** and **B**. The message select indicator lights to indicate which massage is currently selected.

**Message Select Indicator** – Lights to indicate which massage speed or program is selected.

**Power** – lights to indicate that the iJoy® Ottoman 3.5 is receiving power.

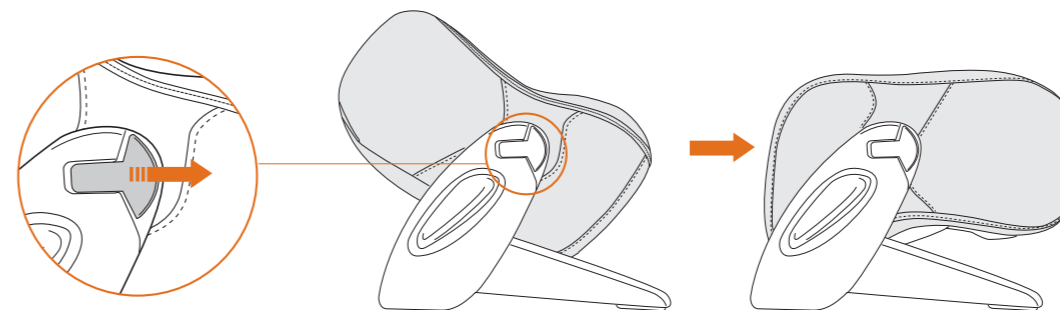
**Stop** – Immediately cancels the massage and stops all motion.



 The iJoy® Ottoman 3.5 automatically limits your massage to an ideal 15 minute interval. To restart, simply re-select your favorite massage setting.

**When you're not enjoying a calf+foot massage, convert the iJoy® Ottoman 3.5 to a stylish ottoman:**

1. Pull out the Rotation Release lever.
2. Flip the Ottoman all the way over, so the smooth side is on top.
3. Push the Rotation Release lever back into the closed position to lock it in place.

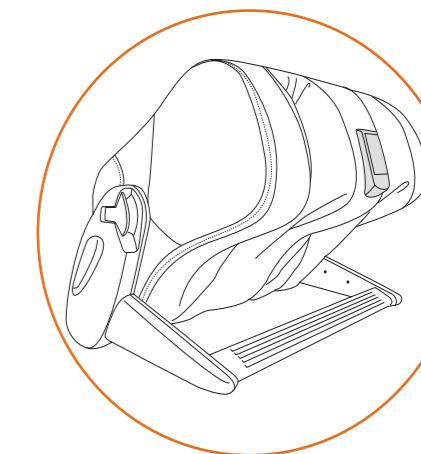


**Your iJoy® Ottoman 3.5 is very flexible.**

You can choose from three single-speed massage programs and two Auto Massage Programs, which feature varying speeds.

The convenient wireless remote can be used while docked in the console, or removed for hand-held control.

When you are not enjoying a relaxing massage, 180 degrees of rotation allows you to convert the massager into a stylish ottoman.



## Limited One (1) Year Warranty

Please read the following warranty information for important disclosures before using your new Human Touch Technology™, iJoy® Ottoman 3.5.

It is Interactive Health's mission to design, develop, manufacture and sell innovative, high quality massage products that create a better and healthier way of life. We appreciate your commitment to our mission and our products and are pleased to let you know that the Interactive Health®, iJoy® Ottoman 3.5 that you purchased comes with a limited one-year warranty. The warranty provides peace of mind that you are covered for mechanical or structural defects in workmanship within the coverage guidelines and limitations outlined below.

### Coverage Guidelines:

The warranty begins on the original purchase date and consists of:

- Factory Service (Labor): Interactive Health® will supply packing materials, cover return shipping to Interactive Health®, repair parts covered by this warranty and labor for repair work and return shipping to purchaser when repairs are completed.
- Parts Only (Parts): Interactive Health® will supply repair parts that are covered by this warranty and return shipping to purchaser for repairs performed at the factory.
- Structural (Metal Frame): Interactive Health® will supply packing materials and repair parts covered by this warranty and return shipping to purchaser for repairs performed at the factory.

(iJoy® Models)	Factory Service	Parts	Structural
New Products (Original Packaging Only)	90 days	1 year	N/A
Refurbished Products	NONE	NONE	N/A
Floor Demos (including "out of box")	NONE	NONE	N/A

In the unlikely event that your iJoy® Ottoman 3.5 malfunctions or requires repair, please contact your retailer. For USA customers only, please contact Interactive Health® Customer Service at (800) 355-2762 between the hours of 8:30AM and 5:00PM PST or [cs@interhealth.com](mailto:cs@interhealth.com) for assistance. You can also send a fax to customer service at (800) 840-2940.

All warranty service requires approval and authorization by Interactive Health®. Products require a Return Merchandise Authorization Number (RMA) for any returns to the factory. For returns, the consumer is responsible for packing the product in the original box or in approved packaging that is available for sale from Interactive Health. Shipping and freight coverage under this warranty requires scheduling by Interactive Health and only includes "curb-side" pickup/delivery. Products received without a valid RMA number or one clearly marked on the box will be refused.

### General Limitations:

- The warranty is only valid within the United States and Canada provided the product has been operated according to the instructions accompanying it and has not been misused or damaged in any way that is beyond the control of Interactive Health.
- All service covered by this warranty must be approved by Interactive Health and repairs performed by authorized technicians.
- The warranty applies only to the product; accessories or enhancements are not covered.
- Important exclusions apply to cosmetic items such as fabrics, woods, foams, padding, plastics covers, etc.
- Interactive Health is not responsible in any way for losses, damages, or inconvenience caused by equipment failure.
- For a complete listing of warranty coverage, exclusions, and limitations, visit [www.interhealth.com](http://www.interhealth.com).
- Warranties do not apply to rental, business, commercial, institutional, or other non-residential users.
- Separate warranty terms apply to used/refurbished products including those received out-of-box. Proof of purchase (original receipt) is required for all warranty repairs.

### EXTENDED WARRANTIES:

Interactive Health® offers extended warranty programs to enhance ownership of the Interactive Health® product! Extended warranty purchases are available within 90 days of purchase of iJoy® product from either the retailer or direct from Interactive Health's Customer Service Department.

Please visit [www.interhealth.com](http://www.interhealth.com) for the latest terms and pricing for extended warranties.

## Specifications\*

Use:	Household (not for institutional use)
Voltage:	110 VAC
Watts:	40 W
Certification:	cETL
Composition:	Cloth, ABS, Nylon
Product Weight:	39.9 lbs.

\* No medical claims warranted or implied by the use of this product.