

REPLACING THE BACKREST COVER

To ensure that Human Touch® products are repaired in a manner that is fully consistent with the practices used during the manufacturing process, Human Touch requires that all product repairs are performed using only factory-new parts and in accordance with these product repair instructions.

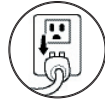
SERVICE LEVEL: 2

Tools Required: 4 mm (5/32") Allen key, Phillips-head screwdriver.

SAVE ALL REMOVED PARTS FOR USE DURING REASSEMBLY

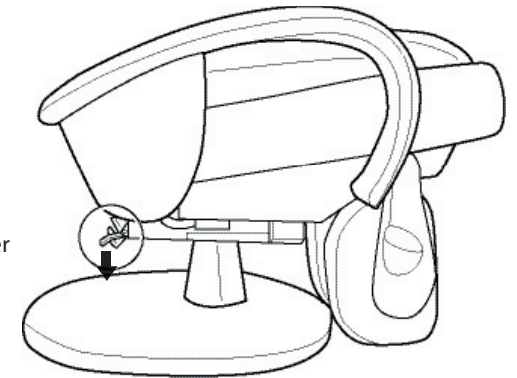
REMOVING THE BACKREST COVER

1. Power off the chair and unplug it.

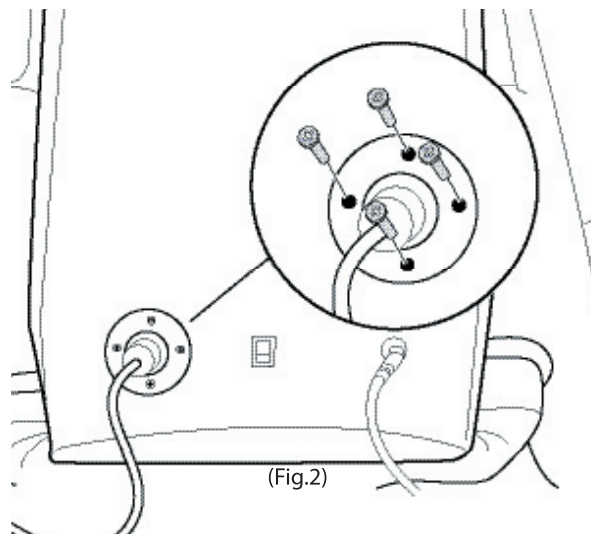


2. Push down on the backrest release lever, then fold the backrest forward onto the chair seat (Fig.1).
3. Using a Phillips-head screwdriver, remove the four screws that secure the remote control bracket to the backrest cover (Fig.2).
4. Pull the remote control cables through the backrest cover, then disconnect the cables.
5. Using a 4 mm (5/32") Allen key, remove the four backrest cover screws (Fig.3).

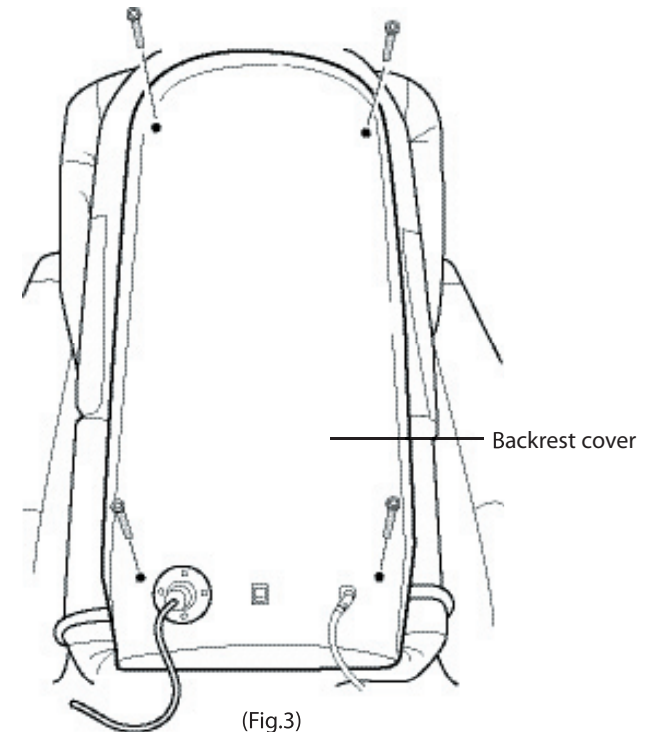
Backrest release lever



(Fig.1)

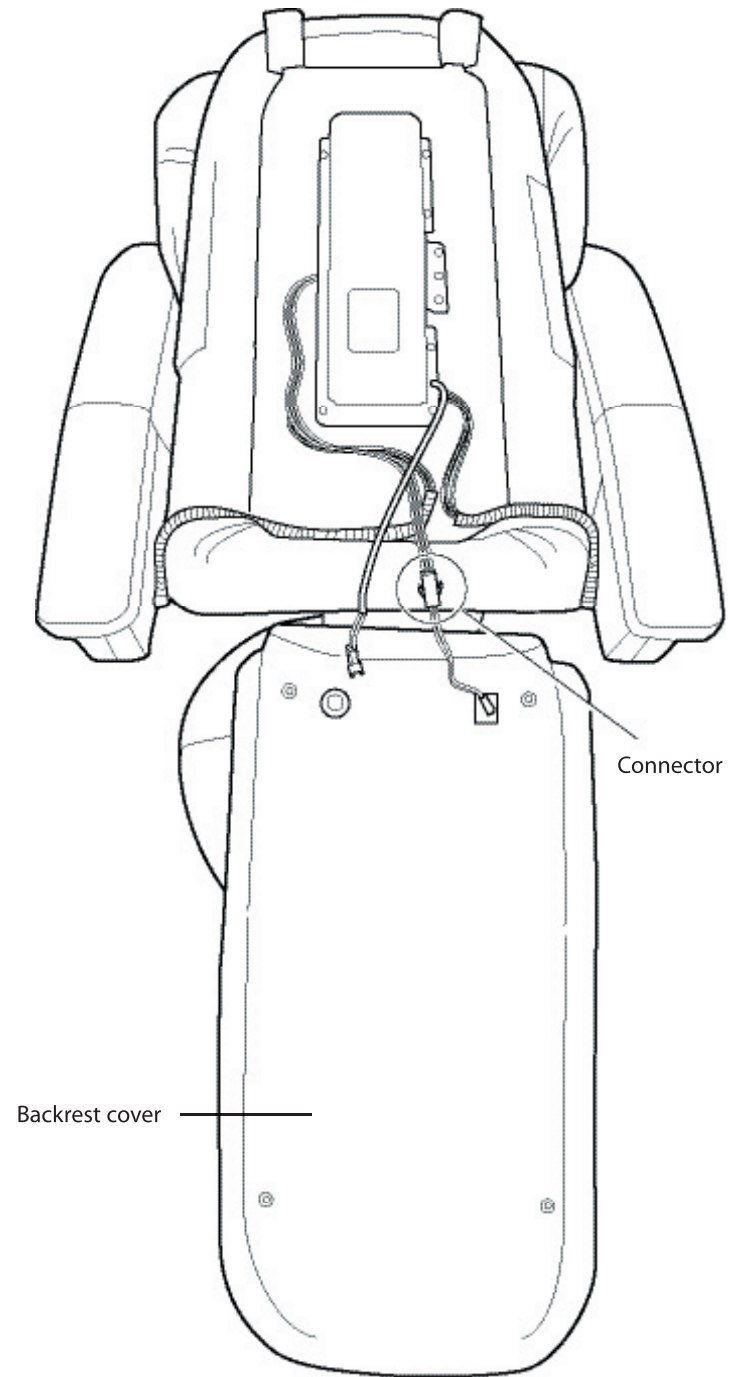


(Fig.2)



(Fig.3)

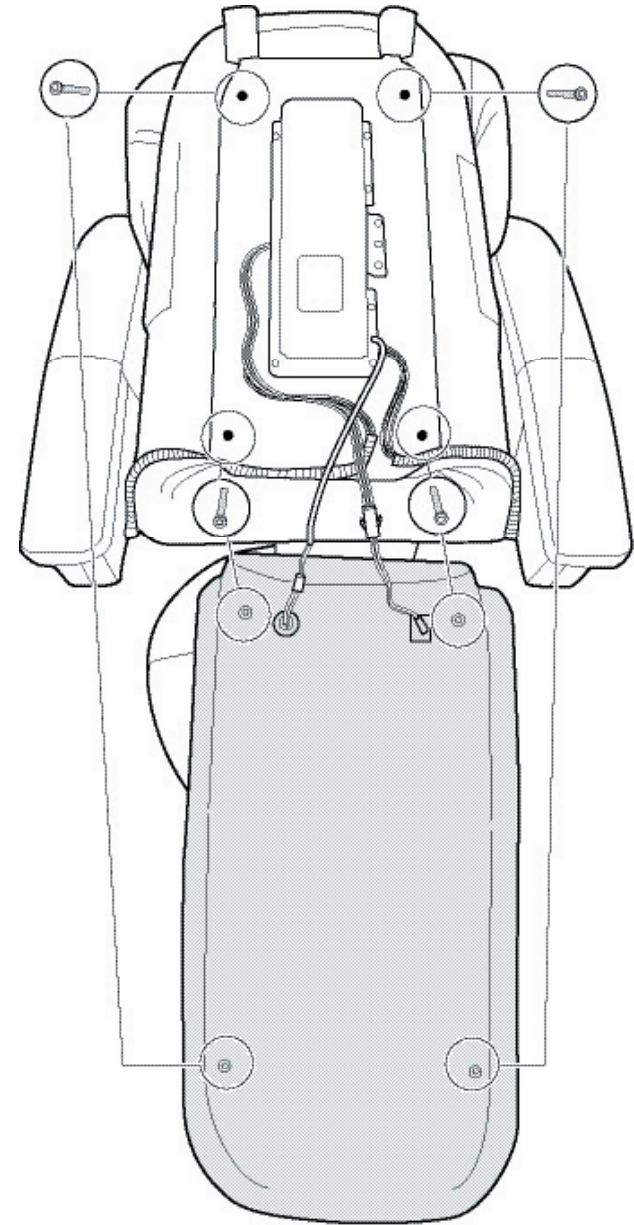
6. Tip the backrest cover backward then lay it carefully down on the floor behind the chair.
7. Disconnect the connector at the base of the backrest (Fig.4).
8. Remove the backrest cover.



(Fig.4)

INSTALLING THE NEW BACKREST COVER

1. Place the new backrest cover on the floor behind the chair, as shown (Fig.5).
2. Connect the large connector.
3. Thread the remote control cables from the backrest through the backrest cover, so that they are accessible after the backrest cover is installed.
4. Place the backrest cover into position, aligning the four screw holes.
5. Using a 4 mm (5/32") Allen key, replace the four backrest screws.
NOTE: Be sure to use the two longer screws in the upper screw holes and the two shorter screws in the lower screw holes.
6. Reconnect the remote control cables, then push the cables into the backrest.
7. Using the Phillips-head screwdriver, replace the four remote control bracket screws.



(Fig.5)