



humantouch.com
800.355.2762

©2009 Human Touch®, LLC. Patents pending and intellectual property rights enforced.
No medical claims are warranted or implied by the use of this product.
Human Touch is a trademark of Human Touch®, LLC.
OTT35-NA-A0



Ottoman 3.5

Foot & Calf Massager

use & care manual



Human Touch®
Partners in Your Well-Being

For decades, Human Touch has been a leader in the field of massage products. We create state-of-the-art products that embrace the latest technology while applying the ancient healing art of massage. Balancing your physical and mental needs requires the right mix of proper nutrition, exercise, and massage. Human Touch massage products are vital components for achieving balance between physical and mental well-being.

To learn more about our company and our products, we invite you to visit us on the Internet at: www.humantouch.com or call our Customer Service Representatives at 800-355-2762.



Please send any questions or comments regarding this manual to documentation@humantouch.com

Ottoman 3.5

Foot & Calf Massager

welcome to **human touch®**

Your Human Touch® Ottoman® is the perfect bridge between state-of-the-art technology and the ancient healing art of massage. It's a key ingredient for a balanced life—and it's right in your own home!

Your Ottoman incorporates patented Human Touch Technology®, emulating the same techniques used by massage and chiropractic professionals. It's hard to believe it's not human!

To ensure that you don't overlook any of your Ottoman's features, and that you use it safely, read this manual carefully. Then sit back, relax, and enjoy!

humantouch.com

keep it safe

IMPORTANT SAFETY INSTRUCTIONS

When using an electrical appliance, basic precautions should always be followed, including the following:

Read all instructions before using this appliance.

 **DANGER: To reduce the risk of electrical shock**
Always unplug this product immediately after using and before cleaning.

 **WARNING: To reduce the risk of burns, fire, electric shock or injury to persons:**

- Do not put hands or fingers near the massage mechanism or rollers while this product is running. Touching the mechanism can result in injury from the rollers squeezing together.
- If the supply cord is damaged, it must be replaced by the manufacturer or its service agent or a similarly qualified person in order to avoid a hazard
- An appliance should never be left unattended when plugged in. Unplug from outlet when not in use, and before putting on or taking off parts.
- Do not operate under blanket or pillow. Excessive heating can occur and cause fire, electric shock, or injury to persons.
- Close supervision is necessary when this product is used by, on, or near children, invalids, or disabled persons.
- Use this product only for its intended use as described in this manual. Do not use attachments not recommended by the manufacturer.
- Never operate this product if it has a damaged cord or plug, if it is not working properly, if it has been dropped or damaged, or dropped into water. Return this product to a service center for examination and repair.
- Do not carry this appliance by supply cord or use cord as a handle.
- Always keep the power cord away from heated surfaces.

- Never operate this product with the air openings blocked. Keep the air openings free of lint, hair, and the like.
- Never drop or insert any object into any opening.
- Do not use outdoors.
- Do not operate where aerosol (spray) products are being used or where oxygen is being administered.
- To disconnect, turn all controls to the OFF position, then remove plug from outlet.
- Do not massage any area of the body that is swollen, inflamed or covered with skin eruptions.
- Do not use on unexplained calf pain.
- Do not use this product when standing on a damp floor, or when any part of the body is in contact with plumbing or any similar ground.
- Do not stand on or in appliance. Use only while seated.

Safety Precautions

- Comfortable clothing is recommended while using this product.
- Do not sit on the controller.
- Do not pull on the AC cord.
- When using this product after it has been in storage, check to see that the product is operating properly prior to use.

SAVE THESE INSTRUCTIONS

Do not attempt to repair this product yourself.


- This product is designed for personal in-home use. Commercial use will void warranty.
- To reduce the risk of electric shock, this appliance has a polarized plug (one blade is wide than the other). This plug will fit in a polarized outlet only one way. If the plug does not fit fully in the outlet, reverse the plug. If it still does not fit, contact a qualified electrician to install the proper outlet. Do not change the plug in any way.

Care and Maintenance

The product is specially designed and constructed to be maintenance free. No periodic lubrication or servicing is required. Your product should only be serviced by an authorized service center. Foreign objects should not be inserted between the massage nodes or the unit housing. Care should be taken not to overload the unit.


STORAGE:

Your product has been carefully designed to give you many years of trouble-free service. Always unplug the unit when not in use. Additionally, if not in use for a long period of time, we recommend that the power cord be coiled and that the unit be placed in an environment free of dust and moisture. Do not store near heat or open flame. Do not leave this product exposed to direct sunlight for long periods of time. This may cause fading or damage.

 **WARNING:** This appliance is equipped with a thermal resetting protection device. This is a safety feature to protect the appliance from overheating. If the appliance should suddenly stop and will not start, turn off the main switch and pull the plug off the socket outlet. Do not operate the appliance for at least 30 minutes. Failure to turn the appliance off may result in the appliance starting unexpectedly when the device cools.

FABRIC CARE:

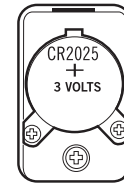
To maintain your Human Touch product in optimum condition, dust it frequently and/or vacuum it with a soft brush vacuum extension. Faux Suede products can also be brushed with a suede brush. Wipe with a slightly damp cloth as necessary. For tougher stains on non-leather products, use a mild detergent mixed with water. Leather products should be wiped down occasionally with a leather furniture cleaning solution.

 **WARNING:**
Be sure to test any cleaning solution on a small, inconspicuous part of the product to ensure that the color does not fade prior to using the solution on the entire product surface.

get ready

1. Install remote control battery

Before using your Human Touch Ottoman for the first time, remove the wireless remote from the console, then remove the battery cover on the back of the remote. Install the remote control battery (included), placing the battery with the writing facing up, then replace the battery cover.



2. Plug it in

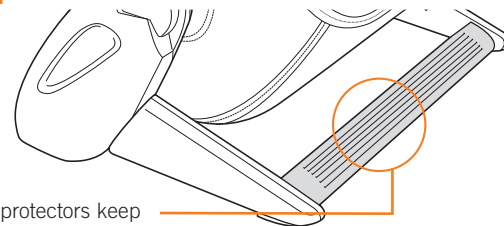
Plug the power cord into an appropriate power source.

3. Power on

Turn the master power switch (on the left-hand side of the Ottoman) to On.

4. Position your Human Touch Ottoman in front of your favorite chair.

Non Skid Floor Protectors –Floor protectors keep unit in place while isolating any vibration or sound produced by the Human Touch Ottoman.



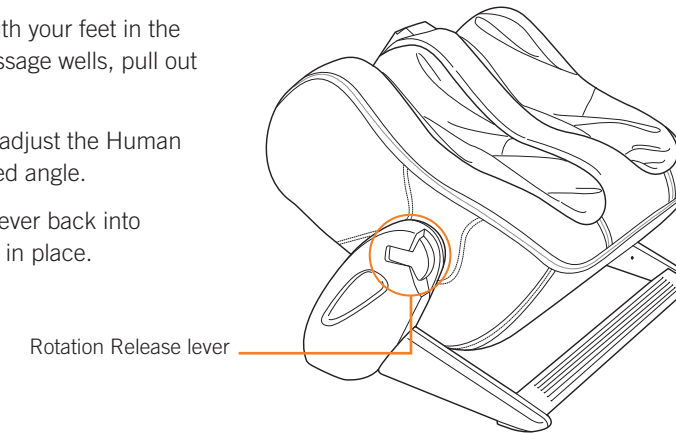
5. Take a seat.

6. Place your feet all the way into the foot and calf massage wells.

The bottom of your feet and the back of your calves should be touching the well walls.

7. Adjust the Human Touch Ottoman angle:

1. While sitting in your chair with your feet in the Human Touch Ottoman massage wells, pull out the Rotation Release lever.
2. Use your feet and calves to adjust the Human Touch Ottoman to the desired angle.
3. Push the Rotation Release lever back into the closed position to lock it in place.



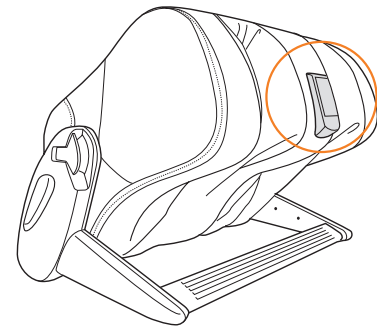
 *Sitting or standing on your Human Touch Ottoman could result in personal injury and or permanent damage to the Ottoman.*

Your Human Touch Ottoman comes fully assembled (except for the remote control battery). Simply install the remote control battery, plug it in, turn it on, take a seat and you're done!

Rotate the Human Touch Ottoman to a vertical angle when your legs are upright, such as when sitting at a desk chair. When sitting in a more reclined position, such as in a massage chair or on a sofa, rotate the Human Touch Ottoman to a more horizontal angle for maximum comfort.

There is no right or wrong combination—full adjustability simply ensures the pleasures of a luxurious calf or foot massage.

take control



ⓘ The Human Touch Ottoman automatically limits your massage to an ideal 20 minute interval. To restart, simply re-select your favorite massage setting.

Massage Select – Press this button repeatedly to toggle through the three fixed speeds (I, II and III) and Auto Massage Programs A and B. The massage select indicator lights to indicate which massage is currently selected.

Finger Release/iR Lens – Finger notch allows you to remove the docked remote for hand-held wireless convenience. This notch also receives the wireless signals broadcast by the remote.



Massage Select Indicator – Lights to indicate which massage speed or program is selected.

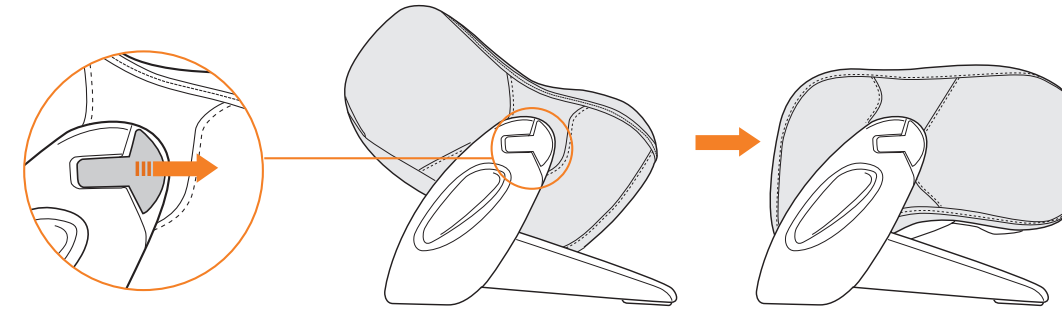
Power – Lights to indicate that the Human Touch Ottoman is receiving power.

Stop – Immediately cancels the massage and stops all motion.

⚠ Do not massage any single area for more than 20 minutes. If your feet, calves or legs feel uncomfortable, discontinue use immediately.

When you're not enjoying a foot and calf massage, convert the foot and calf massager to a stylish ottoman:

1. Pull out the Rotation Release lever.
2. Flip the Ottoman all the way over, so the smooth side is on top.
3. Push the Rotation Release lever back into the closed position to lock it in place.

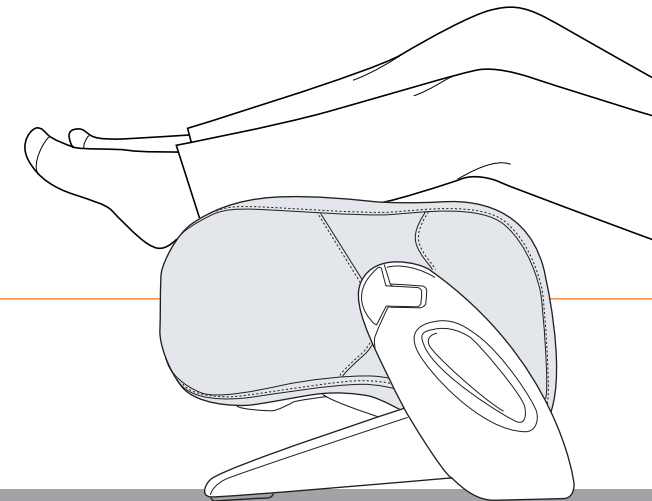


⚠ **WARNING:**
If the Human Touch Ottoman overheats, it will automatically shut down. Once the motor has cooled (requires approximately 30 minutes) it will resume normal operation.

Your Human Touch Ottoman is very flexible.
You can choose from three single-speed massage programs and two auto massage programs, which alternate speeds.

The convenient wireless remote can be used while docked in the console, or removed for hand-held control.

When you are not enjoying a relaxing massage, 180 degrees of rotation allows you to convert the massager into a stylish ottoman.



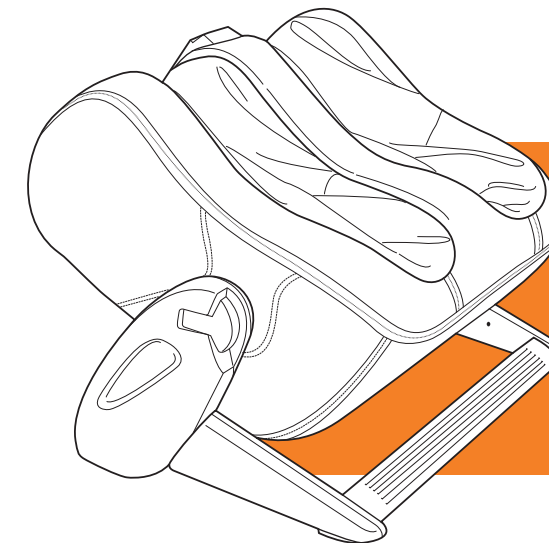
Specifications*

Voltage: AC110-120V 60 Hz

Power Consumption: 45 Watts

Product Weight: 40 lbs.

**Specifications are subject to change without prior notice.*



Ottoman 3.5